

Scaled data based on original data using  
LM-79-08 Approved Method: Electrical and Photometric Measurements of Solid-  
State Lighting Products

Test Report Prepared for  
Cooper Lighting Solutions  
(formerly Eaton)

Brand: STREETWORKS

Report Number: P416829

Luminaire Tested: **LXF.LXT-PA1-80-750-U-T3**

Issue Date: 10/26/2020

**Test Information**

Test Method: LM-79-08  
Report Number: P416829  
TEST IS SCALED FROM IESNA LM-79-08 TEST DATA (G3-1907-433-2)  
Test Lab: INNOVATION CENTER  
Issue Date: 10/26/2020  
Manufacturer: COOPER LIGHTING SOLUTIONS (FORMERLY EATON)  
Product Line: STREETWORKS  
Catalog Number: LXF.LXT-PA1-80-750-U-T3  
Description: DECORATIVE POST TOP LUMINAIRE  
(1) 70 CRI, 5000K, 1050mA LIGHT ENGINE WITH 24 LEDS AND TYPE III OPTICS  
Light Source: -  
Ballast/Driver: ELECTRONIC DRIVER

**Summary**

Lumens per Lamp: N/A  
Luminaire Lumens: 9288.9 lumens  
Efficiency: N/A  
Efficacy: 111.9 lumens/watt  
Luminous Opening: Rectangular (W 1.17' x L: 1.17' x H: 0')  
IES Classification: Type IV - Medium - Non-Cutoff  
BUG Rating: B2 - U0 - G2

Input Watts (W): 83  
Input Voltage (V): NR  
Input Current (Ain): NR  
Voltage Rise (V): NR  
Power Factor: NR  
Total Harmonic Distortion (THDi): NR  
Frequency (hertz): 60  
Stabilization Time: NR  
Operation Time: NR  
Ambient Temperature (°C): NR  
Test Distance: 28.75 FT

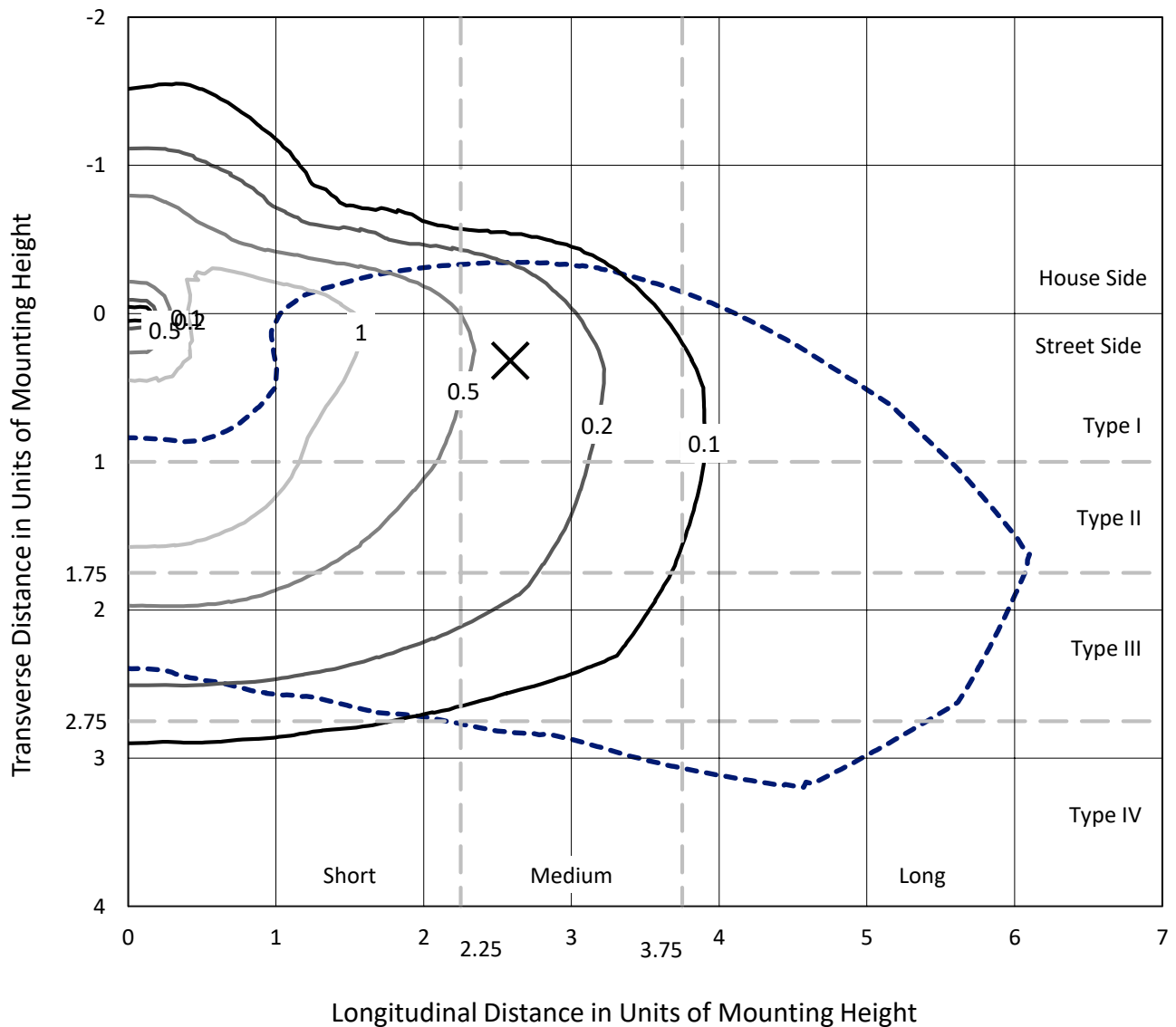


REPORT NUMBER: P416829

CATALOG NUMBER: LXF.LXT-PA1-80-750-U-T3

### Iso-Footcandle Lines of Horizontal Illumination

✕ Max cd  
 - - - 1/2 Max cd

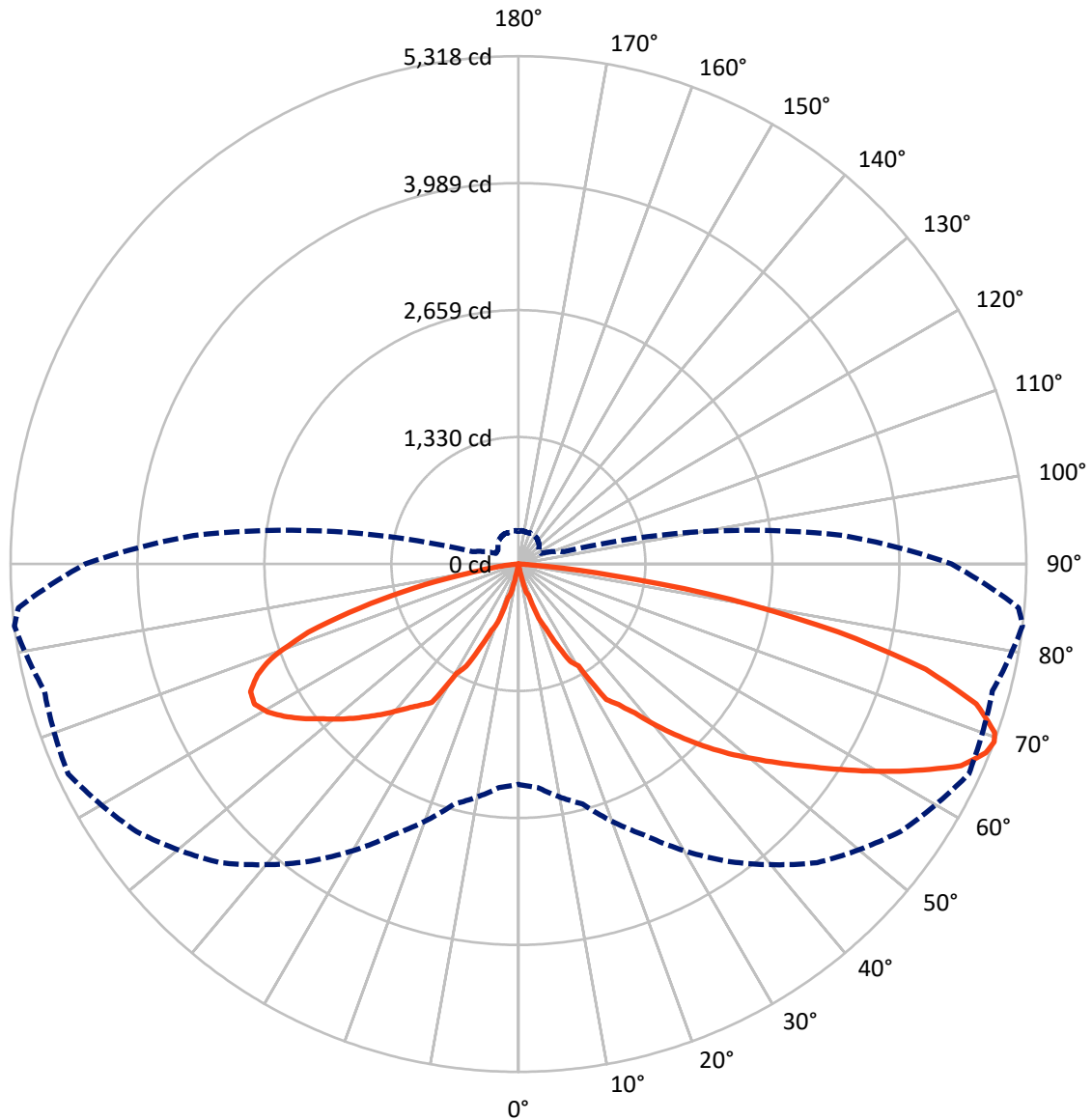


Based on 25 foot mounting height. Maximum calculated value = 2 fc  
 Type IV - Medium - Non-Cutoff

REPORT NUMBER: P416829

CATALOG NUMBER: LXF.LXT-PA1-80-750-U-T3

### Luminous Intensity Polar Plot



— Vertical Plane Through 83-Deg Lateral      - - - Horizontal Cone Through 69-Deg Vertical

REPORT NUMBER: P416829

CATALOG NUMBER: LXF.LXT-PA1-80-750-U-T3

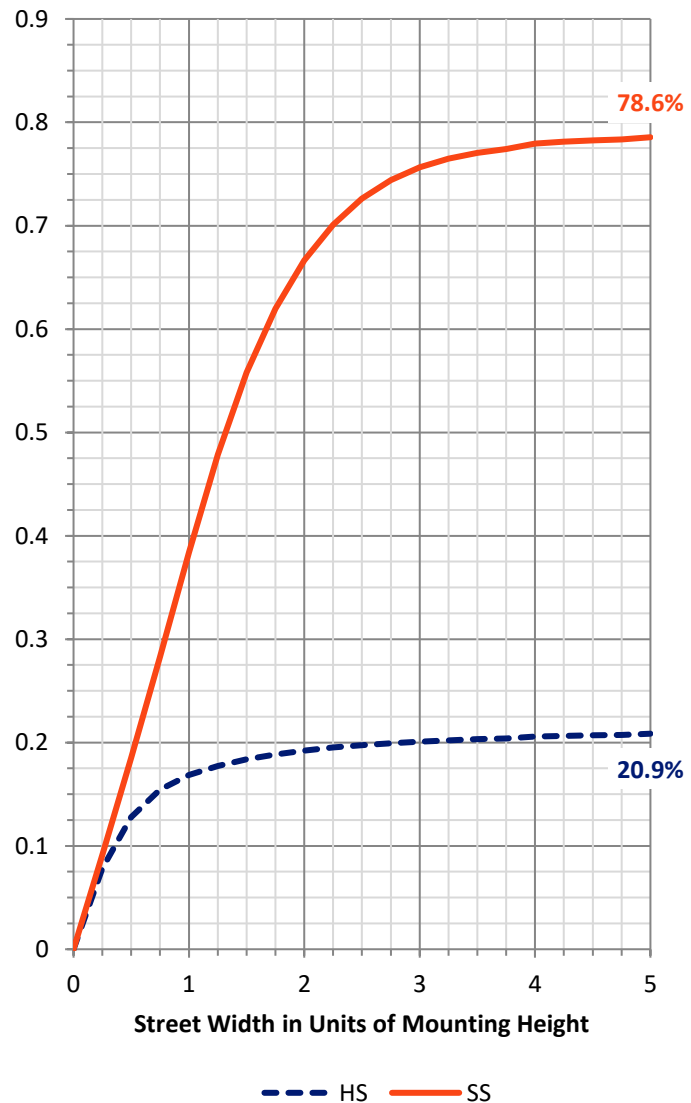
**FLUX DISTRIBUTION:**

		Downward	Upward	Total
<b>House Side</b>	Lumens	1970.2	0.0	1970.2
	% Fixture	21.2	0.0	21.2
<b>Street Side</b>	Lumens	7318.7	0.0	7318.7
	% Fixture	78.8	0.0	78.8
<b>Total</b>	Lumens	9288.9	0.0	9288.9
	% Fixture	100.0	0.0	100.0

**Coefficient of Utilization**

**ZONAL LUMENS:**

Zone	Lumens	% Fixture
0°-10°	6.0	0.1
10°-20°	94.4	1.0
20°-30°	372.5	4.0
30°-40°	828.9	8.9
40°-50°	1407.6	15.2
50°-60°	2097.7	22.6
60°-70°	2470.4	26.6
70°-80°	1729.1	18.6
80°-90°	282.3	3.0
90°-100°	0.0	0.0
100°-110°	0.0	0.0
110°-120°	0.0	0.0
120°-130°	0.0	0.0
130°-140°	0.0	0.0
140°-150°	0.0	0.0
150°-160°	0.0	0.0
160°-170°	0.0	0.0
170°-180°	0.0	0.0
0°-90°	9288.9	100.0
0°-180°	9288.9	100.0



REPORT NUMBER: P416829

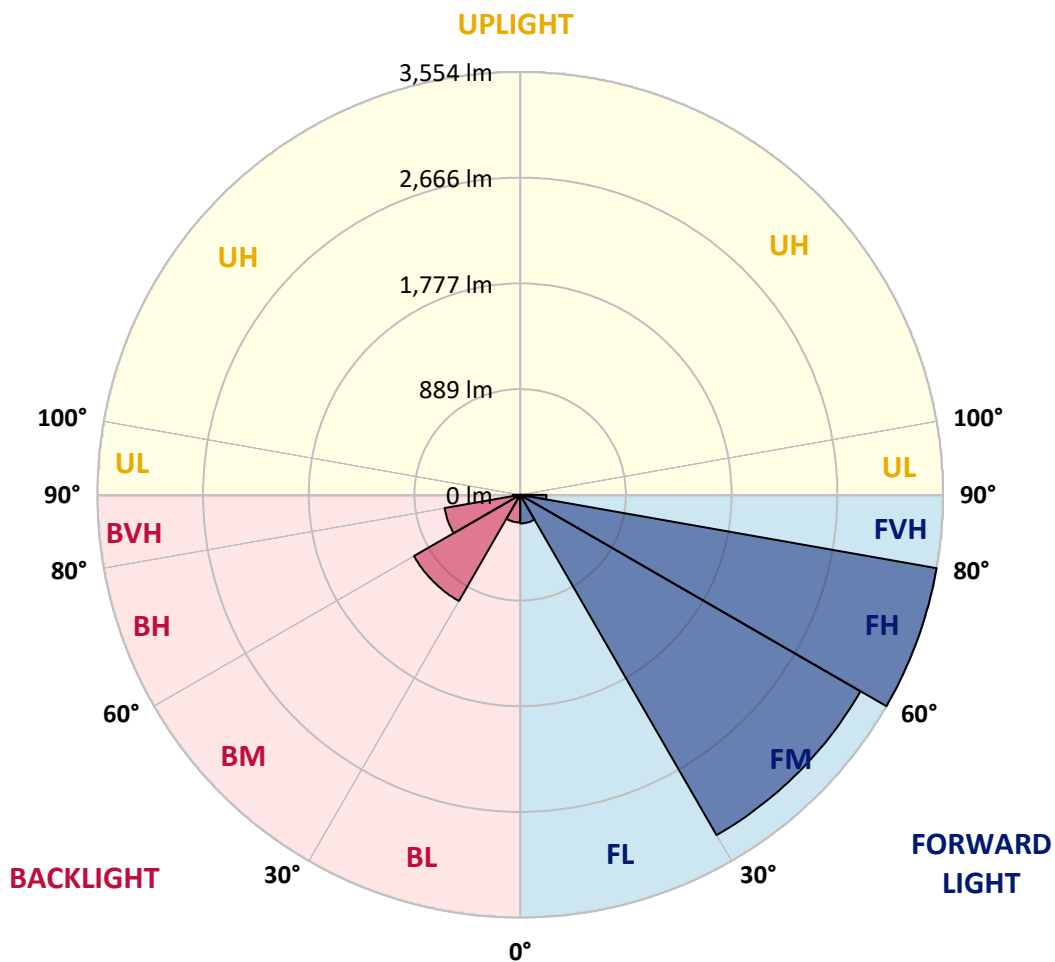
CATALOG NUMBER: LXF.LXT-PA1-80-750-U-T3

**LUMINAIRE CLASSIFICATION SYSTEM LUMEN TABLE AND BUG RATING:**

Zone		Lumens	% Fixture	Zone Rating/Lumen Limit		
				B	U	G
FL	(0°-30°)	240.6	2.6			
FM	(30°-60°)	3303.3	35.6			
FH	(60°-80°)	3554.2	38.3			G2/5000
FVH	(80°-90°)	220.7	2.4			G2/225
BL	(0°-30°)	232.4	2.5	B1/500		
BM	(30°-60°)	1030.9	11.1	B2/2500		
BH	(60°-80°)	645.3	6.9	B2/1000		G2/1000
BVH	(80°-90°)	61.6	0.7			G1/100
UL	(90°-100°)	0.0	0.0		U0/0	
UH	(100°-180°)	0.0	0.0		U0/0	

**BUG Rating: B2-U0-G2**

Type IV Medium





REPORT NUMBER: P416829

CATALOG NUMBER: LXF.LXT-PA1-80-750-U-T3

**CANDELA DISTRIBUTION (FULL):**

	0°	5°	15°	25°	35°	45°	55°	65°	75°	83°	85°
0°	3	3	3	3	3	3	3	3	3	3	3
2.5°	5	4	5	6	6	5	4	4	4	4	3
5°	81	59	53	47	28	10	6	4	4	4	4
7.5°	171	171	171	172	171	127	30	7	4	4	4
10°	173	172	171	172	174	175	169	24	10	9	9
12.5°	313	311	300	210	178	179	183	132	48	127	148
15°	332	330	330	331	314	195	275	360	256	306	311
17.5°	372	361	352	346	348	388	390	398	298	343	349
20°	570	566	534	409	382	504	449	442	558	606	616
22.5°	651	647	624	602	628	549	639	659	756	727	736
25°	884	881	753	697	766	631	789	755	835	931	941
27.5°	1082	1075	1049	940	855	946	873	1009	1134	1150	1180
30°	1285	1239	1159	1163	1053	1043	1040	1211	1215	1240	1291
32.5°	1617	1596	1529	1322	1298	1159	1280	1291	1587	1691	1701
35°	1883	1793	1730	1613	1431	1476	1426	1624	1741	1808	1849
37.5°	2307	2319	2216	1790	1676	1624	1711	1818	1964	1980	2042
40°	2612	2604	2465	2151	1896	1843	1901	2006	2204	2224	2239
42.5°	3056	3017	2823	2470	2234	2122	2138	2182	2380	2469	2451
45°	3467	3441	3245	2810	2554	2423	2399	2360	2598	2717	2684
47.5°	3789	3743	3631	3188	2991	2768	2648	2577	2814	2966	2920
50°	4134	4064	3963	3563	3369	3170	2906	2817	3057	3208	3171
52.5°	4363	4254	4191	3897	3718	3544	3157	3097	3324	3469	3461
55°	4248	4244	4308	4122	3948	3764	3418	3415	3603	3752	3759
57.5°	4048	4069	4251	4279	4205	3989	3741	3771	3931	4069	4084
60°	3793	3851	4113	4261	4320	4213	4052	4098	4289	4408	4404
62.5°	3456	3503	3829	4164	4284	4385	4339	4487	4638	4750	4779
65°	3058	3077	3430	3882	4192	4473	4579	4848	4921	5093	5099
67.5°	2617	2623	2930	3469	3992	4466	4783	5115	5096	5279	5265
69°	2307	2350	2602	3133	3798	4423	4884	5203	5139	5318	5257
70°	2089	2086	2374	2848	3627	4368	4948	5226	5140	5291	5199
72.5°	1331	1351	1600	2021	2923	4050	5027	5165	5030	5015	4818
75°	588	534	690	1070	1838	3150	4837	4890	4717	4408	4070
77.5°	206	214	260	435	885	1877	4009	4302	4166	3423	3046
80°	147	148	174	243	429	662	2552	3112	3206	2257	1940
82.5°	104	104	129	155	297	296	1098	1712	1829	1001	749
85°	87	89	99	90	174	151	271	528	433	122	107
87.5°	13	12	34	30	26	22	30	34	23	18	13
90°	0	0	0	0	0	0	0	0	0	0	0



REPORT NUMBER: P416829

CATALOG NUMBER: LXF.LXT-PA1-80-750-U-T3

**CANDELA DISTRIBUTION (continued):**

	90°	95°	105°	115°	125°	135°	145°	155°	165°	175°	180°
0°	3	3	3	3	3	3	3	3	3	3	3
2.5°	4	4	4	4	3	2	2	2	3	3	3
5°	4	4	4	4	4	4	5	7	8	9	9
7.5°	4	4	4	5	6	9	49	170	186	194	199
10°	8	9	9	9	22	188	224	232	240	244	243
12.5°	155	160	40	29	175	235	242	250	258	264	263
15°	319	327	314	325	345	255	261	442	479	486	487
17.5°	356	362	368	479	491	378	452	485	489	491	492
20°	678	675	546	525	520	656	480	489	585	666	670
22.5°	748	757	721	771	683	664	605	648	684	683	680
25°	970	982	827	802	819	660	755	647	657	658	664
27.5°	1213	1216	1148	903	806	817	711	689	770	775	775
30°	1321	1340	1213	1046	835	772	689	751	715	721	721
32.5°	1755	1740	1584	1036	865	710	720	696	771	791	793
35°	1869	1838	1593	1158	807	725	658	707	707	706	701
37.5°	2010	1956	1574	1072	812	662	635	636	694	707	698
40°	2177	2096	1571	1001	736	627	583	612	611	594	584
42.5°	2358	2251	1564	917	661	588	550	541	546	515	512
45°	2570	2411	1544	843	601	546	503	489	491	467	461
47.5°	2795	2576	1539	785	551	504	469	451	458	431	425
50°	3046	2746	1522	731	496	465	439	418	419	398	393
52.5°	3319	2911	1503	657	446	432	417	401	419	391	385
55°	3599	3112	1478	571	401	407	392	404	430	386	378
57.5°	3910	3301	1431	477	365	379	389	405	426	385	370
60°	4205	3483	1319	403	334	356	383	399	397	378	368
62.5°	4505	3633	1112	346	308	345	374	381	372	365	359
65°	4670	3670	862	308	287	330	363	369	356	356	351
67.5°	4643	3551	636	277	269	315	344	358	349	356	348
69°	4535	3415	500	261	260	303	333	349	342	352	342
70°	4408	3278	442	252	251	294	326	342	334	342	333
72.5°	3921	2813	317	227	230	276	309	321	314	316	304
75°	3135	2091	251	206	209	255	290	297	292	283	276
77.5°	2204	1348	206	187	188	230	270	269	261	252	243
80°	1202	634	175	164	167	205	241	238	228	219	208
82.5°	520	256	136	131	140	172	207	199	190	194	151
85°	93	88	79	84	95	122	146	139	134	114	105
87.5°	8	12	12	15	21	23	41	30	31	12	6
90°	0	0	0	0	0	0	0	0	0	0	0

(END OF REPORT)